

# Genie® SX™ -150

## Specifications

Models	SX-150	
Measurements	US	Metric
Working height max. <sup>(1)</sup>	158 ft	48.33 m
Platform height max.	152 ft	46.33 m
Horizontal reach max.	80 ft	24.38 m
Below ground reach	2 ft	0.61 m
A Platform length	3 ft	0.91 m
B Platform width	8 ft	2.44 m
C Height - stowed (tires)	10 ft	3.05 m
D Length - stowed (tires)	53 ft 1 in	16.18 m
Length - storage/transport (jib tucked under)	42 ft 8 in	13 m
E Width (axles retracted)	8 ft 2 in	2.49 m
Width (axles extended)	16 ft 6 in	5.03 m
F Wheelbase (axles retracted)	16 ft 6 in	5.03 m
Wheelbase (axles extended)	15 ft 6 in	4.72 m
G Ground clearance - center (tires)	1 ft 3 in	0.38 m
H Height under counterweight	4 ft 1 in	1.24 m

## Productivity

Lift capacity max. - unrestricted	750 lb	340 kg
Number of Platform Occupants	2	2
Platform rotation	160°	160°
Jib length	10 ft	3.05 m
Vertical jib rotation (up/down)	135°	135°
Horizontal jib rotation	60°	60°
Turntable rotation	360°	360°
Turntable tailswing (axles retracted)	3 ft 9 in	1.14 m
Turntable tailswing (axles extended)	3 ft 6 in	1.07 m
Drive speed - stowed (tires)	2.3 mph	3.7 km/h
Drive speed - raised (tires)	0.4 mph	0.65 km/h
Gradeability - stowed <sup>(2)</sup>	35%	35%
Tilt sensor activation (front to back/side to side)	4.5° / 3°	4.5° / 3°
Turning radius - inside/outside (axle retracted)	20 ft 7 in / 28 ft 1 in	6.28 m / 8.56 m
Turning radius - inside/outside (axle extended)	9 ft 11 in / 24 ft 1 in	3.02 m / 7.34 m
Tires	445D50/710	445D50/710

## Power

Power	Diesel	Diesel
Hydraulic tank capacity	110 gal	416 L
Fuel tank capacity	50 gal	189 L

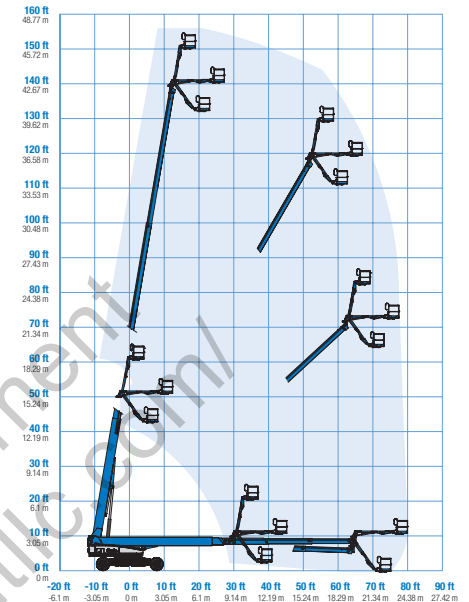
## Weight<sup>(3)</sup> and Floor Loading<sup>(4)</sup>

Weight (tires)	49,950 lb	22,657 kg
Tire contact pressure	130 psi	896 kPa
Occupied floor pressure, axles retracted/ extended (tires)	306 psf / 159 psf	14,65 kPa / 7,63 kPa

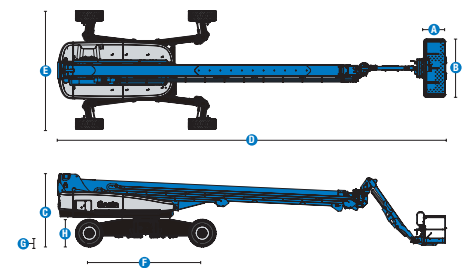
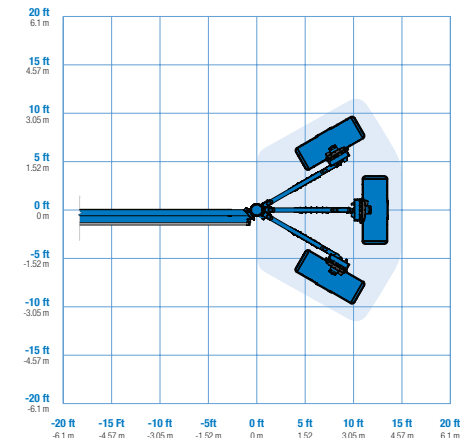
## Sound and Vibration Levels

Sound Pressure level (ground workstation)	91 dBA	91 dBA
Sound Pressure level (platform workstation)	75 dBA	75 dBA
Vibrations	< 2.5 m/s <sup>2</sup>	< 2.5 m/s <sup>2</sup>

## Range of motion SX-150



## Jib range of motion SX-150



(1) The metric equivalent of working height adds 2 m to platform height. The imperial equivalent adds 6 ft to platform height.

(2) Gradeability applies to driving on slopes and may vary depending on options and machine configurations. See operator's manual for details regarding slope ratings.

(3) Weight refers to standard configuration and may vary depending on options and/or country standards.

(4) Floor loading information is approximate and may vary depending on options and machine configurations. It should be used only with adequate safety factors.

# Genie® SX™-150

## SKU: Standard Model

- **SX150001AF0002:** SX-150, 12kW Welder Ready, 4WD

\* Build to Order

Option availability		S	S+	BtO
Power	74 hp, 55 kW, Deutz TD2.9L, Turbo Diesel, T4f	✓	✓	✓
	Cold weather package			○
	Diesel air intake pre-cleaner			○
	Positive air shutdown system			○
	660lb/1000lb dual load capacity with automatic envelope control	✓	✓	✓
	Anti-restart engine protection	✓	✓	✓
	Auto engine fault shutdown	✓	✓	✓
	In cylinder glow plug (diesel only)	✓	✓	✓
Platform	8ft/2.44m tri-entry platform with side swing gate	✓	✓	✓
	Dual axis joystick steering	✓	✓	✓
	Thumb rocker steering			○
	Air line to platform			○
	Control box covers		○	○
	Lift Guard Full Mesh panels			○
	Lift Guard Half Mesh panels			○
	Light Package: drive and work lights		○	○
	7.5kW Welder Ready			○
	12kW Welder Ready			○
	10 ft/3.05 m Rotating Jib	✓	✓	✓
	4 Steering modes	✓	✓	✓
	750lb/340kg lift capacity	✓	✓	✓
	Active oscillating axle	✓	✓	✓
	Drive enable system	✓	✓	✓
	Horn	✓	✓	✓
	Lift Guard Contact Alarm	✓	✓	✓
	Lift Tools Work Tray	✓	✓	✓
	Platform load sense system	✓	✓	✓
Chassis	Proportional controls	✓	✓	✓
	Self-leveling platform	✓	✓	✓
	Slew ring cover ring guard	✓	✓	✓
	Lift Connect Telematics	✓	✓	✓
	Lift Connect with Access Manager upgrade		○	○
	Biodegradable hydraulic oil			○
	Cold weather hydraulic oil			○
	Fire resistant hydraulic oil			○
	Rough terrain, foam-filled tires	✓	✓	✓
	Hostile environment kit			○
	Alarm package: includes flashing beacon and travel alarm	✓	✓	✓
	Descent, tilt and motion alarm	✓	✓	✓
	Dual battery system	✓	✓	✓
	Hour meter	✓	✓	✓
	Hydraulic oil cooler	✓	✓	✓
	Tech Pro Link connector	✓	✓	✓
	Wheel motors 2 speed	✓	✓	✓
	XChassis extendable axles	✓	✓	✓

- S Standard
- S+ Standard +
- BtO Build to Order
- ✓ Standard Features
- Options



Stability



750lb/340kg Lift Capacity



Rotating Jib  
10ft/3.05m



### Genie Genuine Accessories<sup>(1)</sup>

- Lift Tools Productivity Tools
- Lift Connect Telematics
- Tech Pro Link Handheld Device

(1) More accessories available from Genie Genuine Parts.

Product specifications are subject to change without notice or obligation. Photographs and/or drawings herein are for illustrative purposes only. Refer to the appropriate Operator's Manual for instructions on proper equipment use. Failure to follow instructions in the Operator's Manual may result in serious injury or death. The only warranty applicable to our equipment is the standard written warranty applicable to the particular product and sale and we make no other warranty, express or implied. Products and services listed may be trademarks, service marks or trade names of Terex Corporation and/or their subsidiaries in the USA and many other countries. Terex, Genie, Quality By Design, Xtra Capacity, Lift Power, Lift Guard, Lift Tools, Lift Connect and Tech Pro Link are registered trademarks of Terex Corporation or its subsidiaries.

03/22